

'O sole mio

Eduardo DI CAPUA & Alfredo MAZZUCCHI

C

Musical notation for the first system, including a treble clef, a bass clef, and a guitar staff. The treble clef has notes G4, A4, B4. The bass clef has notes G3, A3, B3. The guitar staff shows a C major chord and a sequence of triplets of eighth notes: G3-A3-B3, G3-A3-B3, G3-A3-B3, G3-A3-B3, G3-A3-B3, G3-A3-B3, G3-A3-B3, G3-A3-B3.

G7

Musical notation for the second system. The treble clef has notes G4, A4, B4. The bass clef has notes G3, A3, B3. The guitar staff shows G7 chords and a sequence of triplets of eighth notes: G3-A3-B3, G3-A3-B3, G3-A3-B3, G3-A3-B3, G3-A3-B3, G3-A3-B3, G3-A3-B3, G3-A3-B3.

G7

Musical notation for the third system. The treble clef has notes G4, A4, B4. The bass clef has notes G3, A3, B3. The guitar staff shows G7 chords and a sequence of triplets of eighth notes: G3-A3-B3, G3-A3-B3, G3-A3-B3, G3-A3-B3, G3-A3-B3, G3-A3-B3, G3-A3-B3, G3-A3-B3.

C





Musical notation for the fourth system. The treble clef has notes G4, A4, B4. The bass clef has notes G3, A3, B3. The guitar staff shows C major chords and a sequence of triplets of eighth notes: G3-A3-B3, G3-A3-B3, G3-A3-B3, G3-A3-B3, G3-A3-B3, G3-A3-B3, G3-A3-B3, G3-A3-B3.

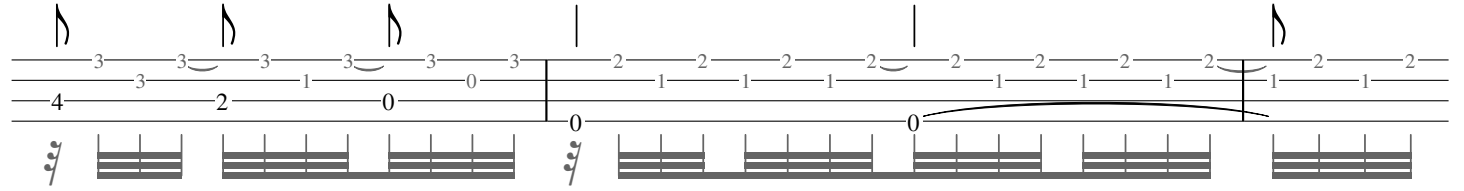
Fm





Musical notation for the fifth system. The treble clef has notes G4, A4, B4. The bass clef has notes G3, A3, B3. The guitar staff shows Fm chords and a sequence of triplets of eighth notes: G3-A3-B3, G3-A3-B3, G3-A3-B3, G3-A3-B3, G3-A3-B3, G3-A3-B3, G3-A3-B3, G3-A3-B3.

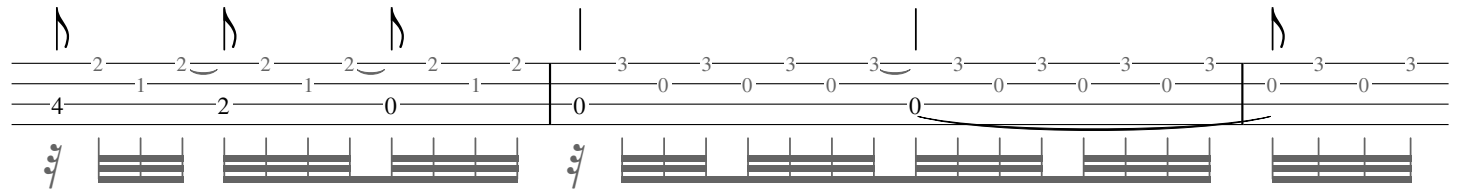
C






Musical notation for the sixth system. The treble clef has notes G4, A4, B4. The bass clef has notes G3, A3, B3. The guitar staff shows C major chords and a sequence of triplets of eighth notes: G3-A3-B3, G3-A3-B3, G3-A3-B3, G3-A3-B3, G3-A3-B3, G3-A3-B3, G3-A3-B3, G3-A3-B3.

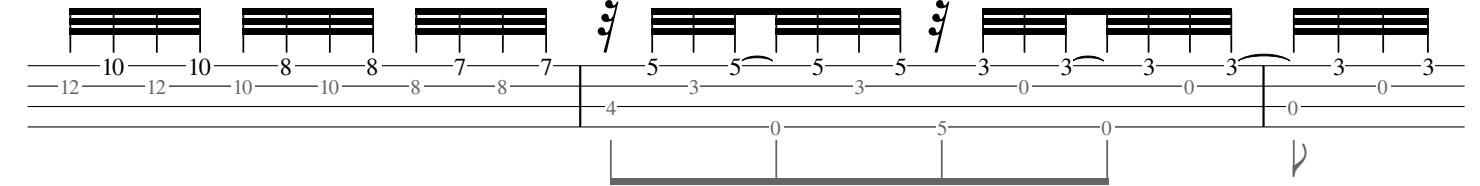
3     **G7**








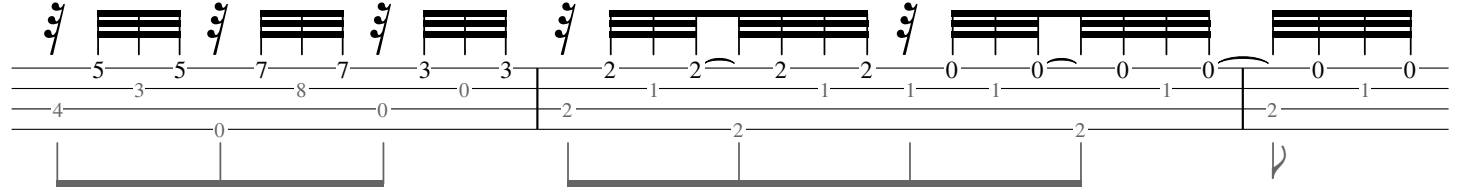
    **C**








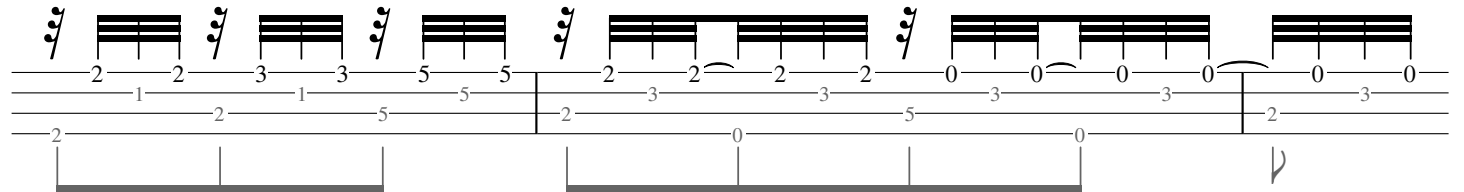
10     **C^{add9}**  **C**









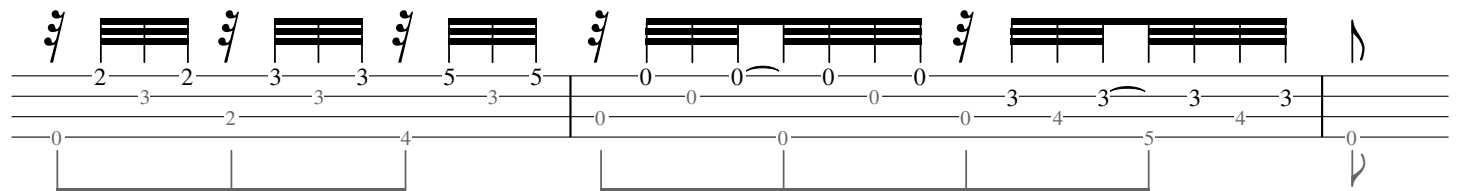
    **Dm⁶**  **Dm**



    **G**  **G⁹**



    **C⁶**  **C**  **3**



10^{xx} 8^{xx} 7^{xx} 3^o C^{add9} 3^o C

3^x 7^{xo} xoo Dm⁶ Dm

8^x 5^x 5^{ox} 10^{xo} C 7^{ox} 3^x 3^{xo} 3^x G7

G7 5^x 3^o C^{add9} 3^o C

C 12

G7 8

G7



First guitar staff with fret numbers (14-14-14-14, 12-12-12-12, 8-8-8-8, 8-8-8-8, 8-8-8-8, 8-8-8-8, 8-8-8-8) and fret markers (7, 11, 12, 12).

C



Second guitar staff with fret numbers (5-5-5-5, 7-7-7-7, 8-8-8-8, 10-10-10-10, 10-10-10-10, 10-10-10-10, 10-10-10-10, 10-10-10-10) and fret markers (7, 12, 12, 12).

Fm



Third guitar staff with fret numbers (10-10-10-10, 10-10-10-10, 10-10-10-10, 11-11-11-11, 11-11-11-11, 11-11-11-11, 11-11-11-11, 11-11-11-11) and fret markers (12, 12, 7, 12, 10, 10).

C



Fourth guitar staff with fret numbers (8-8-8-8, 15-15-15-15, 11-11-11-11, 10-10-10-10, 10-10-10-10, 10-10-10-10, 10-10-10-10, 10-10-10-10) and fret markers (7, 12, 12, 12).

G7



Fifth guitar staff with fret numbers (7-7-7-7, 5-5-5-5, 3-3-3-3, 10-10-10-10, 10-10-10-10, 10-10-10-10, 10-10-10-10, 10-10-10-10) and fret markers (7, 11, 12, 13, 12).

C



Sixth guitar staff with fret numbers (10-10-10-10, 19-19-19-19, 17-17-17-17, 15-15-15-15, 15-15-15-15, 15-15-15-15, 15-15-15-15, 15-15-15-15) and fret markers (7, 12, 12, 12, 12, 12, 12, 12).

