



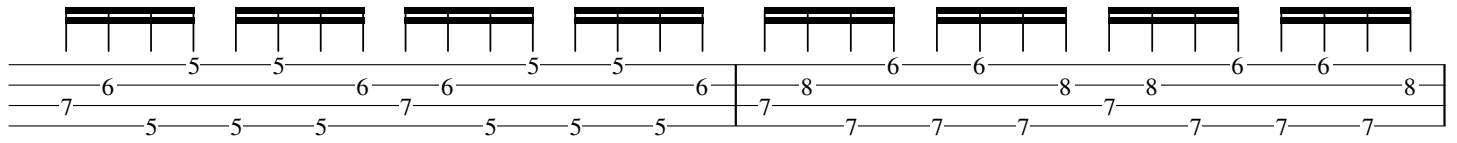
Prelude

BWV 855a



version 1

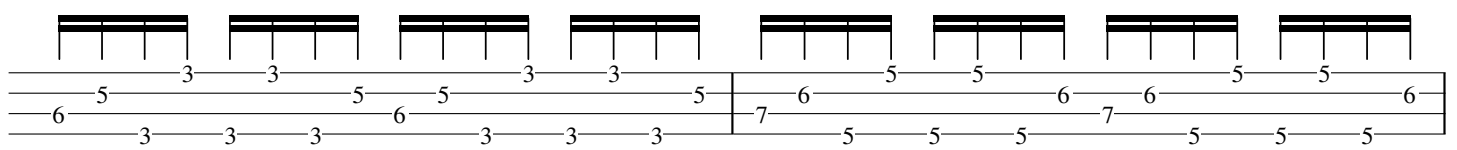
Johann Sebastian BACH

5  







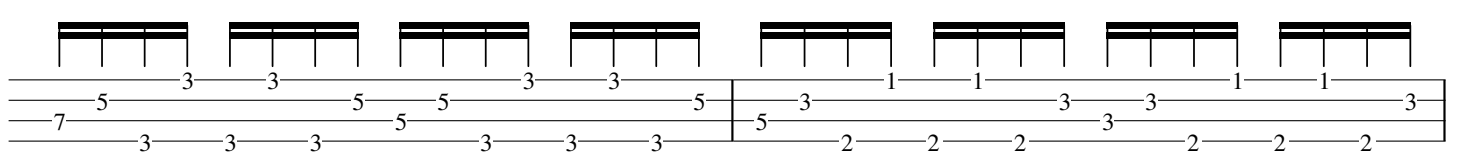
The first system of the prelude consists of two staves. The top staff shows fret numbers (5, 5, 5, 5, 6, 6, 8, 6) and the bottom staff shows corresponding fingering (7, 6, 5, 5, 6, 6, 8, 6). The notes are grouped into pairs of beamed eighth notes.

3  







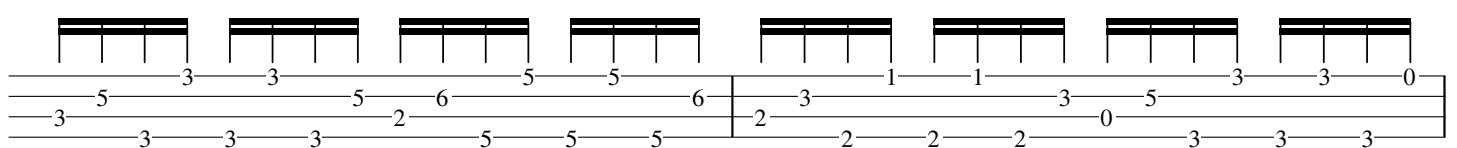
The second system of the prelude consists of two staves. The top staff shows fret numbers (3, 3, 5, 3, 3, 5, 5, 5) and the bottom staff shows corresponding fingering (6, 5, 3, 3, 6, 5, 3, 3). The notes are grouped into pairs of beamed eighth notes.

3    







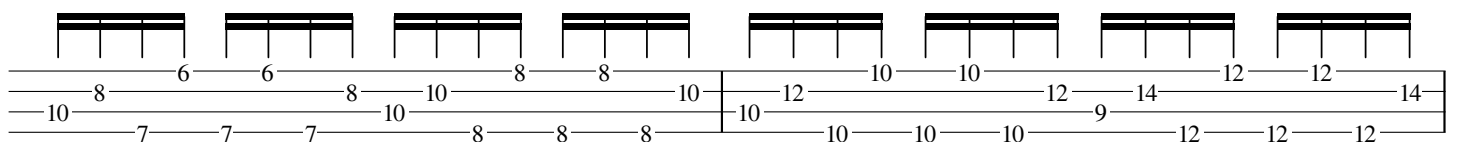
The third system of the prelude consists of two staves. The top staff shows fret numbers (3, 3, 5, 3, 3, 5, 5, 5) and the bottom staff shows corresponding fingering (7, 5, 3, 3, 5, 3, 3, 3). The notes are grouped into pairs of beamed eighth notes.

3    



The fourth system of the prelude consists of two staves. The top staff shows fret numbers (3, 3, 5, 5, 6, 5, 5, 5) and the bottom staff shows corresponding fingering (3, 3, 3, 3, 2, 6, 5, 5). The notes are grouped into pairs of beamed eighth notes.

6    



The fifth system of the prelude consists of two staves. The top staff shows fret numbers (6, 6, 8, 8, 8, 10, 10, 12) and the bottom staff shows corresponding fingering (10, 8, 7, 7, 7, 10, 8, 8). The notes are grouped into pairs of beamed eighth notes.

3 5 6 5

0 x 4 0 x x 3 2

8 6 6 6

6 3 5

3 3 3 2

3 5 6 8 10



Prelude

BWV 855a

version 2

Johann Sebastian BACH

First system of guitar notation. It consists of two staves. The top staff shows fret numbers and barre lines. The bottom staff shows fret numbers. Chord diagrams are provided for the first four measures, labeled with '5' and '6' and 'x' marks indicating fretted strings.

Second system of guitar notation. It consists of two staves. The top staff shows fret numbers and barre lines. The bottom staff shows fret numbers. Chord diagrams are provided for the first four measures, labeled with '3' and '5' and 'x' marks.

Third system of guitar notation. It consists of two staves. The top staff shows fret numbers and barre lines. The bottom staff shows fret numbers. Chord diagrams are provided for the first four measures, labeled with '3' and '5' and 'x' marks.

Fourth system of guitar notation. It consists of two staves. The top staff shows fret numbers and barre lines. The bottom staff shows fret numbers. Chord diagrams are provided for the first four measures, labeled with '3', '5', and '2' and 'x' marks.

Fifth system of guitar notation. It consists of two staves. The top staff shows fret numbers and barre lines. The bottom staff shows fret numbers. Chord diagrams are provided for the first four measures, labeled with '6', '5', '8', '9', '10', '9', and '12' and 'x' marks.

Ukulele chord diagrams and fretboard exercises. Chords shown: 0xxo, 3xx, 6ox, 5x, 8ox, 6x, 5x, 8xx. Fretboard exercises include fingerings such as 0-3, 3-0, 6-5, 5-6, 8-6, 6-8, 5-8, 8-5.

Ukulele chord diagrams and fretboard exercises. Chords shown: 0x, 4ox, 3ox, 3xx, 3xo, 3x, 2xx, 5xx. Fretboard exercises include fingerings such as 3-1, 4-4, 1-3, 0-0, 0-0, 0-3, 3-3, 0-3, 3-3, 0-3, 3-3, 0-2, 5-5, 5-5.

Ukulele chord diagrams and fretboard exercises. Chords shown: 5xx, 8xx, 3xx, 6xx, 7x, 6x, 8ox, 6x. Fretboard exercises include fingerings such as 5-8, 8-5, 6-8, 6-6, 8-0, 8-6, 6-8, 8-8, 6-6, 8-8.

Ukulele chord diagrams and fretboard exercises. Chords shown: 6x, 6x, 5o, 5x, 6x, 6ox, 6ox. Fretboard exercises include fingerings such as 6-8, 6-6, 8-0, 6-6, 6-6, 0-5, 7-5, 5-5, 7-0, 0-6, 0-6, 0-0.

Ukulele chord diagrams and fretboard exercises. Chords shown: 3xo, 3x, 2ox, 3xx, ox, 3xx, 2xo, 2x. Fretboard exercises include fingerings such as 0-3, 3-0, 0-0, 0-0, 0-0, 0-0, 0-0, 0-0, 0-3, 3-0, 0-3, 3-0, 0-3, 3-3, 3-0.

Ukulele chord diagrams and fretboard exercises. Chords shown: 6ox, 3ox, 7ox, 5x, 6ox, 6x, 7x, 6x, 7ox. Fretboard exercises include fingerings such as 0-3, 3-0, 7-5, 5-7, 8-6, 6-8, 9-8, 6-6, 8-7, 10-7, 0-0.

